



TISCH ENVIRONMENTAL, INC.  
 145 SOUTH MIAMI AVE  
 VILLAGE OF CLEVES, OH  
 45002  
 513.467.9000  
 877.263.7610 TOLL FREE  
 513.467.9009 FAX

ORIFICE TRANSFER STANDARD CERTIFICATION WORKSHEET TE-5025A

Date - Jun 30, 2015 Rootsmeter S/N 0438320 Ta (K) - 296  
 Operator Tisch Orifice I.D. - 0005 Pa (mm) - 749.3

PLATE OR Run #	VOLUME START (m3)	VOLUME STOP (m3)	DIFF VOLUME (m3)	DIFF TIME (min)	METER	ORFICE
					DIFF Hg (mm)	DIFF H2O (in.)
1	NA	NA	1.00	1.3930	3.2	2.00
2	NA	NA	1.00	0.9800	6.4	4.00
3	NA	NA	1.00	0.8790	7.9	5.00
4	NA	NA	1.00	0.8350	8.7	5.50
5	NA	NA	1.00	0.6900	12.7	8.00

DATA TABULATION

Vstd	(x axis) Qstd	(y axis)	Va	(x axis) Qa	(y axis)
0.9883	0.7095	1.4090	0.9957	0.7148	0.8889
0.9841	1.0042	1.9926	0.9915	1.0117	1.2570
0.9820	1.1172	2.2278	0.9894	1.1256	1.4054
0.9810	1.1749	2.3365	0.9884	1.1837	1.4740
0.9757	1.4141	2.8179	0.9830	1.4247	1.7777
Qstd slope (m) = 2.00072			Qa slope (m) = 1.25282		
intercept (b) = -0.01209			intercept (b) = -0.00763		
coefficient (r) = 0.99995			coefficient (r) = 0.99995		
y axis = SQRT[H2O(Pa/760) (298/Ta)]			y axis = SQRT[H2O(Ta/Pa)]		

CALCULATIONS

$$Vstd = \text{Diff. Vol} [(Pa - \text{Diff. Hg}) / 760] (298 / Ta)$$

$$Qstd = Vstd / \text{Time}$$

$$Va = \text{Diff Vol} [(Pa - \text{Diff Hg}) / Pa]$$

$$Qa = Va / \text{Time}$$

For subsequent flow rate calculations:

$$Qstd = 1/m \{ [\text{SQRT}(\text{H2O}(\text{Pa}/760) (298/\text{Ta}))] - b \}$$

$$Qa = 1/m \{ [\text{SQRT} \text{H2O}(\text{Ta}/\text{Pa})] - b \}$$



Lam Geotechnics Limited

### Calibration Data for High Volume Sampler (TSP Sampler)

Location : ACL1 Calibration Date : 30-Nov-15  
 Equipment no. : EL380 Calibration Due Date : 30-Jan-16

**CALIBRATION OF CONTINUOUS FLOW RECORDER**

Ambient Condition			
Temperature, T <sub>a</sub>	295	Kelvin	Pressure, P <sub>a</sub>
			1019 mmHg

Orifice Transfer Standard Information					
Equipment No.	EL086	Slope, m <sub>c</sub>	2.00072	Intercept, b <sub>c</sub>	-0.01209
Last Calibration Date	30-Jun-15	$\left( H \times P_a / 1013.3 \times 298 / T_a \right)^{1/2}$ $= m_c \times Q_{std} + b_c$			
Next Calibration Date	30-Jun-16				

Calibration of TSP						
Calibration Point	Manometer Reading			Q <sub>std</sub> (m <sup>3</sup> / min.) X-axis	Continuous Flow Recorder, W (CFM)	IC (W(P <sub>a</sub> /1013.3x298/T <sub>a</sub> ) <sup>1/2</sup> /35.31) Y-axis
	(up)	(down)	(difference)			
1	6.9	6.9	13.8	1.8775	56	56.4421
2	5.5	5.5	11.0	1.6768	50	50.3947
3	4.4	4.4	8.8	1.5005	46	46.3632
4	2.8	2.8	5.6	1.1982	38	38.3000
5	1.7	1.7	3.4	0.9349	30	30.2368

By Linear Regression of Y on X

Slope, m = 27.3339 Intercept, b = 5.0529

Correlation Coefficient\* = 0.9991

Calibration Accepted = Yes/No\*\*

\* if Correlation Coefficient < 0.990, check and recalibration again.

\*\* Delete as appropriate.

Remarks : \_\_\_\_\_

Calibrated by : Kit Au Checked by : Derek Lo  
 Date : 30-Nov-15 Date : 30-Nov-15



Lam Geotechnics Limited

**Calibration Data for High Volume Sampler (TSP Sampler)**

Location : ACL2a Calibration Date : 30-Nov-15  
 Equipment no. : EL111 Calibration Due Date : 30-Jan-16

**CALIBRATION OF CONTINUOUS FLOW RECORDER**

Ambient Condition			
Temperature, T <sub>a</sub>	295	Kelvin	Pressure, P <sub>a</sub>
			1019 mmHg

Orifice Transfer Standard Information					
Equipment No.	EL086	Slope, m <sub>c</sub>	2.00072	Intercept, b <sub>c</sub>	-0.01209
Last Calibration Date	30-Jun-15	$(H \times P_a / 1013.3 \times 298 / T_a)^{1/2}$ $= m_c \times Q_{std} + b_c$			
Next Calibration Date	30-Jun-16				

Calibration of TSP						
Calibration Point	Manometer Reading			Q <sub>std</sub> (m <sup>3</sup> / min.) X-axis	Continuous Flow Recorder, W (CFM)	IC (W(P <sub>a</sub> /1013.3x298/T <sub>a</sub> ) <sup>1/2</sup> /35.31) Y-axis
	(up)	(down)	(difference)			
1	6.2	6.2	12.4	1.7800	63	63.4974
2	4.9	4.9	9.8	1.5831	56	56.4421
3	3.8	3.8	7.6	1.3948	50	50.3947
4	2.4	2.4	4.8	1.1097	42	42.3316
5	1.4	1.4	2.8	0.8490	30	30.2368

By Linear Regression of Y on X						
Slope, m	=	<u>34.5978</u>	Intercept, b	=	<u>2.1043</u>	
Correlation Coefficient*	=	<u>0.9961</u>				
Calibration Accepted	=	<u>Yes/No**</u>				

\* if Correlation Coefficient &lt; 0.990, check and recalibration again.

\*\* Delete as appropriate.

Remarks : \_\_\_\_\_

Calibrated by : Kit Au Checked by : Derek Lo  
 Date : 30-Nov-15 Date : 30-Nov-15



## CERTIFICATE OF CALIBRATION

Certificate No.: 15CA0302 01 Page 1 of 2

### Item tested

Description:	Sound Level Meter (Class 1)	Microphone
Manufacturer:	Larson Davis	-
Type/Model No.:	Model 831	377B02
Serial/Equipment No.:	0003227	SNLW135892
Adaptors used:	-	-

### Item submitted by

Customer Name:	Lam Geotechnics Limited
Address of Customer:	-
Request No.:	-
Date of receipt:	02-Mar-2015

Date of test: 02-Mar-2015

### Reference equipment used in the calibration

Description:	Model:	Serial No.	Expiry Date:	Traceable to:
Multi function sound calibrator	B&K 4226	2288444	20-Jun-2015	CIGISMEC
Signal generator	DS 360	33873	09-Apr-2015	CEPREI
Signal generator	DS 360	61227	09-Apr-2015	CEPREI

### Ambient conditions

Temperature:	21 ± 1 °C
Relative humidity:	60 ± 10 %
Air pressure:	1010 ± 5 hPa

### Test specifications

- 1, The Sound Level Meter has been calibrated in accordance with the requirements as specified in BS 7580: Part 1: 1997 and the lab calibration procedure SMTP004-CA-152.
- 2, The electrical tests were performed using an electrical signal substituted for the microphone which was removed and replaced by an equivalent capacitance within a tolerance of ±20%.
- 3, The acoustic calibration was performed using an B&K 4226 sound calibrator and corrections was applied for the difference between the free-field and pressure response of the Sound Level Meter.


### Test results

This is to certify that the Sound Level Meter conforms to BS 7580: Part 1: 1997 for the conditions under which the test was performed.

Details of the performed measurements are presented on page 2 of this certificate.

Actual Measurement data are documented on worksheets.

Approved Signatory:

  
Huang Jian Min/Feng Jun Qi

Date: 03-Mar-2015

Company Chop:



Comments: The results reported in this certificate refer to the condition of the instrument on the date of calibration and carry no implication regarding the long-term stability of the instrument.



## CERTIFICATE OF CALIBRATION

(Continuation Page)

Certificate No.: 15CA0302 01 Page 2 of 2

### 1, Electrical Tests

The electrical tests were performed using an equivalent capacitance substituted for the microphone. The results are given in below with test status and the estimated uncertainties. The "Pass" means the result of the test is inside the tolerances stated in the test specifications. The "-" means the result of test is outside these tolerances.

Test:	Subtest:	Status:	Expanded Uncertainty (dB) / Coverage Factor	
Self-generated noise	A	Pass	0.3	
	C	Pass	0.8	2.1
	Lin	Pass	1.6	2.2
Linearity range for Leq	At reference range , Step 5 dB at 4 kHz	Pass	0.3	
	Reference SPL on all other ranges	Pass	0.3	
	2 dB below upper limit of each range	Pass	0.3	
	2 dB above lower limit of each range	Pass	0.3	
Linearity range for SPL	At reference range , Step 5 dB at 4 kHz	Pass	0.3	
	Frequency weightings	A	Pass	0.3
Time weightings	C	Pass	0.3	
	Lin	Pass	0.3	
	Single Burst Fast	Pass	0.3	
Peak response	Single Burst Slow	Pass	0.3	
	Single 100 $\mu$ s rectangular pulse	N/A	N/A	
R.M.S. accuracy	Crest factor of 3	Pass	0.3	
Time weighting I	Single burst 5 ms at 2000 Hz	Pass	0.3	
	Repeated at frequency of 100 Hz	Pass	0.3	
	Time averaging	1 ms burst duty factor 1/10 <sup>3</sup> at 4kHz	Pass	0.3
Pulse range	1 ms burst duty factor 1/10 <sup>4</sup> at 4kHz	Pass	0.3	
	Sound exposure level	Single burst 10 ms at 4 kHz	Pass	0.4
Overload indication	Single burst 10 ms at 4 kHz	Pass	0.4	
	SPL	Pass	0.3	
	Leq	Pass	0.4	

### 2, Acoustic tests

The complete sound level meter was calibrated on the reference range using a B&K 4226 acoustic calibrator with 1000Hz and SPL 94 dB. The sensitivity of the sound level meter was adjusted. The test result at 125 Hz and 8000 Hz are given in below with test status and the estimated uncertainties.

Test:	Subtest	Status	Expanded Uncertainty (dB) / Coverage Factor	
Acoustic response	Weighting A at 125 Hz	Pass	0.3	
	Weighting A at 8000 Hz	Pass	0.5	

### 3, Response to associated sound calibrator

N/A

The expanded uncertainties have been calculated in accordance with the ISO Publication "Guide to the expression of uncertainty in measurement", and gives an interval estimated to have a level of confidence of 95 %. A coverage factor of 2 is assumed unless explicitly stated.

Calibrated by:

Date: 02-Mar-2015

Fung Chi Yip

- End -

Checked by:

Date: 03-Mar-2015

Lam Tze Wai

The standard(s) and equipment used in the calibration are traceable to national or international recognised standards and are calibrated on a schedule to maintain the required accuracy level.



## CERTIFICATE OF CALIBRATION

Certificate No.: 15CA0528 04-03

Page: 1 of 2

### Item tested

Description: Acoustical Calibrator (Class 1)  
Manufacturer: Rion Co., Ltd.  
Type/Model No.: NC-73  
Serial/Equipment No.: 10465798  
Adaptors used: -

### Item submitted by

Customer: Lam Geotechnics Ltd.  
Address of Customer: -  
Request No.: -  
Date of receipt: 28-May-2015

Date of test: 30-May-2015

### Reference equipment used in the calibration

Description:	Model:	Serial No.	Expiry Date:	Traceable to:
Lab standard microphone	B&K 4180	2341427	15-Apr-2016	SCL
Preamplifier	B&K 2673	2239857	22-Apr-2016	CEPREI
Measuring amplifier	B&K 2610	2346941	22-Apr-2016	CEPREI
Signal generator	DS 360	61227	16-Apr-2016	CEPREI
Digital multi-meter	34401A	US36087050	17-Apr-2016	CEPREI
Audio analyzer	8903B	GB41300350	17-Apr-2016	CEPREI
Universal counter	53132A	MY40003662	16-Apr-2016	CEPREI

### Ambient conditions

Temperature:  $21 \pm 1$  °C  
Relative humidity:  $60 \pm 10$  %  
Air pressure:  $1000 \pm 5$  hPa

### Test specifications

- The Sound Calibrator has been calibrated in accordance with the requirements as specified in IEC 60942 1997 Annex B and the lab calibration procedure SMTP004-CA-156.
- The calibrator was tested with its axis vertical facing downwards at the specific frequency using insert voltage technique.
- The results are rounded to the nearest 0.01 dB and 0.1 Hz and have not been corrected for variations from a reference pressure of 1013.25 hectoPascals as the maker's information indicates that the instrument is insensitive to pressure changes.

### Test results

This is to certify that the sound calibrator conforms to the requirements of annex B of IEC 60942: 1997 for the conditions under which the test was performed. This does not imply that the sound calibrator meets IEC 60942 under any other conditions.

Details of the performed measurements are presented on page 2 of this certificate.

Approved Signatory:

  
Huang Jian Min/Feng Jun Qi

Date: 01-Jun-2015

Company Chop:



Comments: The results reported in this certificate refer to the condition of the instrument on the date of calibration and carry no implication regarding the long-term stability of the instrument.



## CERTIFICATE OF CALIBRATION

(Continuation Page)

Certificate No.: 15CA0528 04-03 Page: 2 of 2

### 1, Measured Sound Pressure Level

The output Sound Pressure Level in the calibrator head was measured at the setting and frequency shown using a calibrated laboratory standard microphone and insert voltage technique. The results are given in below with the estimated uncertainties.

Frequency Shown Hz	Output Sound Pressure Level Setting dB	Measured Output Sound Pressure Level dB	(Output level in dB re 20 µPa)
			Estimated Expanded Uncertainty dB
1000	94.00	94.06	0.10

### 2, Sound Pressure Level Stability - Short Term Fluctuations

The Short Term Fluctuations was determined by measuring the maximum and minimum of the fast weighted DC output of the B&K 2610 measuring amplifier over a 20 second time interval as required in the standard. The Short Term Fluctuation was found to be:

At 1000 Hz STF = 0.002 dB

Estimated expanded uncertainty 0.005 dB

### 3, Actual Output Frequency

The determination of actual output frequency was made using a B&K 4180 microphone together with a B&K 2673 preamplifier connected to a B&K 2610 measuring amplifier. The AC output of the B&K 2610 was taken to an universal counter which was used to determine the frequency averaged over 20 second of operation as required by the standard. The actual output frequency at 1 KHz was:

At 1000 Hz Actual Frequency = 966.3 Hz

Estimated expanded uncertainty 0.1 Hz Coverage factor k = 2.2

### 4, Total Noise and Distortion

For the Total Noise and Distortion measurement, the unfiltered AC output of the B&K 2610 measuring amplifier was connected to an Agilent Type 8903 B distortion analyser. The TND result at 1 KHz was:

At 1000 Hz TND = 0.5 %

Estimated expanded uncertainty 0.7 %

The expanded uncertainties have been calculated in accordance with the ISO Publication "Guide to the expression of uncertainty in measurement", and gives an interval estimated to have a level of confidence of 95%. A coverage factor of 2 is assumed unless explicitly stated.

- End -

Calibrated by:

Date: 30-May-2015

Fung Chi Yip

Checked by:

Date: 01-Jun-2015

Lam Tze Wai

The standard(s) and equipment used in the calibration are traceable to national or international recognised standards and are calibrated on a schedule to maintain the required accuracy level.



**REPORT OF EQUIPMENT PERFORMANCE CHECK / CALIBRATION**

**Information supplied by customer:**

**CONTACT:** SAM LAM **WORK ORDER:** HK1510387  
**CLIENT:** LAM GEOTECHNICS LIMITED  
**DATE RECEIVED:** 07/10/2015  
**DATE OF ISSUE:** 14/10/2015  
**ADDRESS:** 11/F, CENTRE POINT, 181-185, GLOUCESTER ROAD,  
WANCHAI, HONG KONG  
**PROJECT:** ---

**METHOD OF PERFORMANCE CHECK/ CALIBRATION:**

Ref: APHA22nd ed 2130B

**COMMENTS**

It is certified that the item under performance check/calibration has been calibrated/checked by corresponding calibrated equipment in the laboratory.

Maximum Tolerance and calibration frequency stated in the report, unless otherwise stated, the internal acceptance criteria of Pilot Testing Limited will be followed.

<b>Scope of Test:</b>	Turbidity
<b>Equipment Type:</b>	Turbidimeter
<b>Brand Name:</b>	Xin Rui
<b>Model No.:</b>	WGZ-3B
<b>Serial No.:</b>	1309192
<b>Equipment No.:</b>	---
<b>Date of Calibration:</b>	08/10/2015

**Remarks:**

This is the Final Report. Results apply to sample(s) as submitted. All pages of this report have been checked and approved for release.

Mr. Peter Lee  
Director

This report may not be reproduced except with prior written approval from Pilot Testing Limited.



**REPORT OF EQUIPMENT PERFORMANCE CHECK / CALIBRATION**

**WORK ORDER:** HK1510387  
**DATE OF ISSUE:** 14/10/2015  
**CLIENT:** LAM GEOTECHNICS LIMITED

<b>Equipment Type:</b>	Turbidimeter
<b>Brand Name:</b>	Xin Rui
<b>Model No.:</b>	WGZ-3B
<b>Serial No.:</b>	1309192
<b>Equipment No.:</b>	---
<b>Date of Calibration:</b>	08/10/2015
<b>Date of next Calibration:</b>	08/01/2016

**Parameters:****Turbidity**Method Ref: APHA 22<sup>nd</sup> ed. 2130B

Expected Reading (NTU)	Display Reading (NTU)	Tolerance (%)
0	0.00	---
4	4.14	3.5
10	9.23	-7.7
40	39.1	-2.3
100	105.0	5.0
400	405.0	1.3
1000	989	-1.1
	<b>Tolerance Limit (±%)</b>	<b>10.0</b>

Remark: "Displayed Reading" presents the figures shown on item under calibration/checking regardless of equipment precision or significant figures.

This report may not be reproduced except with prior written approval from Pilot Testing Limited.



**REPORT OF EQUIPMENT PERFORMANCE CHECK / CALIBRATION**

**Information supplied by customer:**

**CONTACT:** MR. SAM LAM **WORK ORDER:** HK1610019  
**CLIENT:** LAM GEOTECHNICS LIMITED  
**DATE RECEIVED:** 07/01/2016  
**DATE OF ISSUE:** 14/01/2016  
**ADDRESS:** 11/F, CENTRE POINT, 181-185, GLOUCESTER ROAD,  
WANCHAI, HONG KONG  
**PROJECT:** ---

**METHOD OF PERFORMANCE CHECK/ CALIBRATION:**

Ref: APHA22nd ed 2130B

**COMMENTS**

It is certified that the item under performance check/calibration has been calibrated/checked by corresponding calibrated equipment in the laboratory.

Maximum Tolerance and calibration frequency stated in the report, unless otherwise stated, the internal acceptance criteria of Pilot Testing Limited will be followed.

<b>Scope of Test:</b>	Turbidity
<b>Equipment Type:</b>	Turbidimeter
<b>Brand Name:</b>	Xin Rui
<b>Model No.:</b>	WGZ-3B
<b>Serial No.:</b>	1309192
<b>Equipment No.:</b>	---
<b>Date of Calibration:</b>	08/01/2016

**Remarks:**

This is the Final Report. Results apply to sample(s) as submitted. All pages of this report have been checked and approved for release.

Approved Signatory: \_\_\_\_\_  
Ms. Wong Po Yan, Pauline  
Testing Engineer

Issue Date: \_\_\_\_\_ 14/01/2016

This report may not be reproduced except with prior written approval from Pilot Testing Limited.

Address: No.B12, 5th Floor, Block B, Tonic Industrial Centre, No.19 Lam Hing Street, Kowloon Bay, Kowloon  
Phone +852 2527 6691 | Email info@pilot-testing.com

**REPORT OF EQUIPMENT PERFORMANCE CHECK / CALIBRATION**

**WORK ORDER:** HK1610019  
**DATE OF ISSUE:** 14/01/2016  
**CLIENT:** LAM GEOTECHNICS LIMITED

<b>Equipment Type:</b>	Turbidimeter
<b>Brand Name:</b>	Xin Rui
<b>Model No.:</b>	WGZ-3B
<b>Serial No.:</b>	1309192
<b>Equipment No.:</b>	---
<b>Date of Calibration:</b>	08/01/2016
<b>Date of next Calibration:</b>	08/04/2016

**Parameters:****Turbidity**Method Ref: APHA 22<sup>nd</sup> ed. 2130B

Expected Reading (NTU)	Display Reading (NTU)	Tolerance (%)
0	0.00	---
4	4.09	2.3
10	10.1	1.0
40	38.7	-3.3
100	104	4.0
400	389	-2.8
1000	991	-0.9
	<b>Tolerance Limit (±%)</b>	<b>10.0</b>

Remark: "Displayed Reading" presents the figures shown on item under calibration/checking regardless of equipment precision or significant figures.



**REPORT OF EQUIPMENT PERFORMANCE CHECK / CALIBRATION**

**Information supplied by customer:**

**CONTACT:** SAM LAM **WORK ORDER:** HK1510384  
**CLIENT:** LAM GEOTECHNICS LIMITED  
**DATE RECEIVED:** 07/10/2015  
**DATE OF ISSUE:** 14/10/2015  
**ADDRESS:** 11/F, CENTRE POINT, 181-185, GLOUCESTER ROAD,  
WANCHAI, HONG KONG  
**PROJECT:** ---

**METHOD OF PERFORMANCE CHECK/ CALIBRATION:**

Ref: APHA22nd ed 2130B

**COMMENTS**


It is certified that the item under performance check/calibration has been calibrated/checked by corresponding calibrated equipment in the laboratory.

Maximum Tolerance and calibration frequency stated in the report, unless otherwise stated, the internal acceptance criteria of Pilot Testing Limited will be followed.

<b>Scope of Test:</b>	Turbidity
<b>Equipment Type:</b>	Turbidimeter
<b>Brand Name:</b>	Xin Rui
<b>Model No.:</b>	WGZ-3B
<b>Serial No.:</b>	1203015
<b>Equipment No.:</b>	---
<b>Date of Calibration:</b>	08/10/2015

**Remarks:**

This is the Final Report. Results apply to sample(s) as submitted. All pages of this report have been checked and approved for release.



Mr. Peter Lee  
Director

This report may not be reproduced except with prior written approval from Pilot Testing Limited.



**REPORT OF EQUIPMENT PERFORMANCE CHECK / CALIBRATION**

**WORK ORDER:** HK1510384  
**DATE OF ISSUE:** 14/10/2015  
**CLIENT:** LAM GEOTECHNICS LIMITED

<b>Equipment Type:</b>	Turbidimeter
<b>Brand Name:</b>	Xin Rui
<b>Model No.:</b>	WGZ-3B
<b>Serial No.:</b>	1203015
<b>Equipment No.:</b>	---
<b>Date of Calibration:</b>	08/10/2015
<b>Date of next Calibration:</b>	08/01/2016

**Parameters:**  
**Turbidity**

Method Ref: APHA 22<sup>nd</sup> ed. 2130B

Expected Reading (NTU)	Display Reading (NTU)	Tolerance (%)
0	0.00	---
4	4.01	0.2
10	10.1	1.0
40	38.8	-3.0
100	101.0	1.0
400	395.0	-1.3
1000	999.0	-0.1
	<b>Tolerance Limit (±%)</b>	<b>10.0</b>

Remark: "Displayed Reading" presents the figures shown on item under calibration/checking regardless of equipment precision or significant figures.

This report may not be reproduced except with prior written approval from Pilot Testing Limited.



**REPORT OF EQUIPMENT PERFORMANCE CHECK / CALIBRATION**

**Information supplied by customer:**

**CONTACT:** MR. SAM LAM **WORK ORDER:** HK1610018  
**CLIENT:** LAM GEOTECHNICS LIMITED  
**DATE RECEIVED:** 07/01/2016  
**DATE OF ISSUE:** 14/01/2016  
**ADDRESS:** 11/F, CENTRE POINT, 181-185, GLOUCESTER ROAD,  
WANCHAI, HONG KONG  
**PROJECT:** ---

**METHOD OF PERFORMANCE CHECK/ CALIBRATION:**

Ref: APHA22nd ed 2130B

**COMMENTS**

It is certified that the item under performance check/calibration has been calibrated/checked by corresponding calibrated equipment in the laboratory.


Maximum Tolerance and calibration frequency stated in the report, unless otherwise stated, the internal acceptance criteria of Pilot Testing Limited will be followed.

<b>Scope of Test:</b>	Turbidity
<b>Equipment Type:</b>	Turbidimeter
<b>Brand Name:</b>	Xin Rui
<b>Model No.:</b>	WGZ-3B
<b>Serial No.:</b>	1203015
<b>Equipment No.:</b>	---
<b>Date of Calibration:</b>	08/01/2016

**Remarks:**

This is the Final Report. Results apply to sample(s) as submitted. All pages of this report have been checked and approved for release.

Approved Signatory: \_\_\_\_\_

  
Ms. Wong Po Yan, Pauline  
Testing Engineer

Issue Date: \_\_\_\_\_

14/01/2016

This report may not be reproduced except with prior written approval from Pilot Testing Limited.

Address: No.B12, 5th Floor, Block B, Tonic Industrial Centre, No.19 Lam Hing Street, Kowloon Bay, Kowloon  
Phone +852 2527 6691 | Email info@pilot-testing.com

**REPORT OF EQUIPMENT PERFORMANCE CHECK / CALIBRATION**

**WORK ORDER:** HK1610018  
**DATE OF ISSUE:** 14/01/2016  
**CLIENT:** LAM GEOTECHNICS LIMITED

<b>Equipment Type:</b>	Turbidimeter
<b>Brand Name:</b>	Xin Rui
<b>Model No.:</b>	WGZ-3B
<b>Serial No.:</b>	1203015
<b>Equipment No.:</b>	---
<b>Date of Calibration:</b>	08/01/2016
<b>Date of next Calibration:</b>	08/04/2016

**Parameters:****Turbidity**Method Ref: APHA 22<sup>nd</sup> ed. 2130B

Expected Reading (NTU)	Display Reading (NTU)	Tolerance (%)
0	0.00	---
4	3.87	-3.3
10	10.6	6.0
40	41.4	3.5
100	98.4	-1.6
400	387	-3.3
1000	976	-2.4
	<b>Tolerance Limit (<math>\pm\%</math>)</b>	<b>10.0</b>

Remark: "Displayed Reading" presents the figures shown on item under calibration/checking regardless of equipment precision or significant figures.



**REPORT OF EQUIPMENT PERFORMANCE CHECK / CALIBRATION**

**Information supplied by customer:**

**CONTACT:** SAM LAM **WORK ORDER:** HK1510427  
**CLIENT:** LAM GEOTECHNICS LIMITED  
**DATE RECEIVED:** 2015-11-06  
**DATE OF ISSUE:** 2015-11-13  
**ADDRESS:** 11/F, CENTRE POINT, 181-185, GLOUCESTER ROAD,  
WANCHAI, HONG KONG  
**PROJECT:** ---

**METHOD OF PERFORMANCE CHECK/ CALIBRATION:**

Ref: APHA22nd ed 2130B

**COMMENTS**

It is certified that the item under performance check/calibration has been calibrated/checked by corresponding calibrated equipment in the laboratory.  
Maximum Tolerance and calibration frequency stated in the report, unless otherwise stated, the internal acceptance criteria of Pilot Testing Limited will be followed.

<b>Scope of Test:</b>	Turbidity
<b>Equipment Type:</b>	Turbidimeter
<b>Brand Name:</b>	Xin Rui
<b>Model No.:</b>	WGZ-3B
<b>Serial No.:</b>	1408039
<b>Equipment No.:</b>	---
<b>Date of Calibration:</b>	06-Nov-15

**Remarks:**

This is the Final Report. Results apply to sample(s) as submitted. All pages of this report have been checked and approved for release.

Mr. Peter Lee  
Director

This report may not be reproduced except with prior written approval from Pilot Testing Limited.



**REPORT OF EQUIPMENT PERFORMANCE CHECK / CALIBRATION**

**WORK ORDER:** HK1510427  
**DATE OF ISSUE:** 2015-11-13  
**CLIENT:** LAM GEOTECHNICS LIMITED

<b>Equipment Type:</b>	Turbidimeter
<b>Brand Name:</b>	Xin Rui
<b>Model No.:</b>	WGZ-3B
<b>Serial No.:</b>	1408039
<b>Equipment No.:</b>	---
<b>Date of Calibration:</b>	06-Nov-15
<b>Date of next Calibration:</b>	06-Feb-16

**Parameters:**  
**Turbidity**

Method Ref: APHA 22<sup>nd</sup> ed. 2130B

Expected Reading (NTU)	Display Reading (NTU)	Tolerance (%)
0	0.00	---
4	4.12	3.0
10	9.87	-1.3
40	39.5	-1.3
100	104.0	4.0
400	402	0.5
1000	994	-0.6
	Tolerance Limit ( $\pm\%$ )	10.0

Remark: "Displayed Reading" presents the figures shown on item under calibration/checking regardless of equipment precision or significant figures.

This report may not be reproduced except with prior written approval from Pilot Testing Limited.


**EQUIPMENT PERFORMANCE CHECK / CALIBRATION REPORT**

**Report No.** : HK1510392  
**Project Name** : EQUIPMENT PERFORMANCE CHECK/CALIBRATION REPORT  
**Date of Issue** : 2015-10-22  
  
**Customer** : LAM GEOTECHNICS LIMITED  
**Address** : 11/F., CENTRE POINT, 181-185 GLOUCESTER ROAD, WAN CHAI, HONG KONG


---

**Calibration Job No.** : HK1510392  
**Test Item No.** : HK1510392-01  
**Test Item Details**  
**Test Item Description** : Multifunctional Meter  
**Manufacturer** : YSI  
**Model No.** : Professional Plus  
**Serial No.** : 14E100105  
**Performance Method** : Checked according to in-house method CAL005  
 (References: Temperature (Section 6 of International Accreditation New Zealand Technical Guide No. 3 Second edition March 2008: Working Thermometer Calibration Procedure), pH value (APHA 21e 4500H:B), Salinity (Refer to Conductivity APHA 19e 2510B ) , Dissolved oxygen (APHA 19e 4500-O,C))  
  
**Test Item Receipt Date** : 14-Oct-15  
**Test Item Calibration Date** : 15-Oct-15  
**Test Period** : 14/10/2015 - 22/10/2015

---

- Notes :
1. This report shall not be reproduced, except in full, without prior approval from Pilot Testing Limited.
  2. Results relate to item(s) as received.
  3. ± indicates the tolerance limit
  4. N/A = Not applicable
  5. APHA - American Public Health Association, American Water Works Association and Water Environment Federation, Standard Methods for the Examination of Water and Wastewater, APHA-AWWA-WEF. USA
  6. DO, pH, salinity and temperature performance check was conducted by Pilot Testing Limited.
  7. Because of high sensitivity and ease of measurement, the conductivity method (according to APHA 19e 2510) is used to determine salinity.

Approved Signatory :

  
 \_\_\_\_\_  
 Mr. Peter Lee  
 (Director)

 Issue Date: 2015-10-22
 

---


**REPORT OF EQUIPMENT PERFORMANCE CHECK/CALIBRATION**

**WORK ORDER:** HK1510392  
**DATE OF ISSUE:** 2015-10-22  
**CLIENT:** LAM GEOTECHNICS LIMITED

<b>Equipment Type</b>	Multifunctional Meter
<b>Manufacturer</b>	YSI
<b>Model No.</b>	Professional Plus
<b>Serial No.</b>	14E100105
<b>Date of Calibration</b>	15-Oct-15
<b>Date of next Calibration</b>	15-Jan-16

**Parameters:**

**Temperature (Method Ref: Section 6 of International Accreditation New Zealand Technical Guide No.3 Second edition March 2008: Working Thermometer Calibration Procedure)**

Reference Reading (°C)	Display Reading (°C)	Deviation (°C)
10.3	10.6	+0.3
19.7	19.4	-0.3
31.5	30.1	-1.4
Tolerance Limit		±2.0

**pH Value (Method Ref: APHA21e, 4500H:B)**

Expected Reading (pH unit)	Reference Reading (pH unit)	Display Reading (pH unit)	Deviation (pH unit)
4.0	4.06	4.02	-0.04
7.0	6.96	7.06	+0.10
10.0	9.91	10.04	+0.13
Tolerance Limit			±0.20

**Conductivity (Method Ref: APHA 19e, 2510)**

KCl concentration (mol/L)	Reference Reading (ms/cm)	Display Reading (ms/cm)	Deviation (%)
0.0000	0.00	0.00	--
0.1000	12.89	12.75	-1.09
0.2000	24.80	24.40	-1.61
0.5000	58.67	58.14	-0.90
Tolerance Limit			±2.0

**Dissolved Oxygen (DO) (Method Ref: APHA 19e, 4500-O, C)**

Reference DO reading (mg/L)	DO reading od DO probe (mg/L)	Deviation (mg/L)
8.62	8.71	+0.09
4.39	4.31	-0.08
2.05	2.11	+0.06
Tolerance Limit		±0.20

- Remarks:
- (1) Maxium tolerance and calibration frequency stated in the report, unless otherwise stated, the internal acceptance criteria of Pilot Testing Limited will be followed.
  - (2) Displayed reading presents the figures shown on item under calibration/checking regardless of equipment precision or significant figures.
  - (3) Because of high sensitivity and ease of measurement, the conductivity method (accorindg to APHA 19e 2510) is used to determine salinity.

- End of Report -



## EQUIPMENT PERFORMANCE CHECK / CALIBRATION REPORT

**Report No.** : HK1610021  
**Project Name** : EQUIPMENT PERFORMANCE CHECK/CALIBRATION REPORT  
**Date of Issue** : 21/01/2016  
  
**Customer** : LAM GEOTECHNICS LIMITED  
**Address** : 11/F., CENTRE POINT, 181-185 GLOUCESTER ROAD, WAN CHAI, HONG KONG

---

**Calibration Job No.** : HK1610021  
**Test Item No.** : HK1610021-01  
**Test Item Details**  
**Test Item Description** : Multifunctional Meter  
**Manufacturer** : YSI  
**Model No.** : Professional Plus  
**Serial No.** : 14E100105  
**Performance Method** : Checked according to in-house method CAL005  
 (References: Temperature (Section 6 of International Accreditation New Zealand Technical Guide No. 3 Second edition March 2008: Working Thermometer Calibration Procedure), pH value (APHA 21e 4500H:B), Salinity (Refer to Conductivity APHA 19e 2510B ) , Dissolved oxygen (APHA 19e 4500-O,C))  
  
**Test Item Receipt Date** : 14-Jan-16  
**Test Item Calibration Date** : 15-Jan-16

---

- Notes :
1. This report shall not be reproduced, except in full, without prior approval from Pilot Testing Limited.
  2. Results relate to item(s) as received.
  3.  $\pm$  indicates the tolerance limit
  4. N/A = Not applicable
  5. APHA - American Public Health Association, American Water Works Association and Water Environment Federation, Standard Methods for the Examination of Water and Wastewater, APHA-AWWA-WEF. USA
  6. DO, pH, salinity and temperature performance check was conducted by Pilot Testing Limited.
  7. Because of high sensitivity and ease of measurement, the conductivity method (according to APHA 19e 2510) is used to determine salinity.

Approved Signatory :

Ms. Wong Po Yan, Pauline  
(Testing Engineer)

Issue Date:

21/01/2016


**REPORT OF EQUIPMENT PERFORMANCE CHECK/CALIBRATION**

**WORK ORDER:** HK1610021  
**DATE OF ISSUE:** 21/01/2016  
**CLIENT:** LAM GEOTECHNICS LIMITED

<b>Equipment Type</b>	Multifunctional Meter
<b>Manufacturer</b>	YSI
<b>Model No.</b>	Professional Plus
<b>Serial No.</b>	14E100105
<b>Date of Calibration</b>	15-Jan-16
<b>Date of next Calibration</b>	15-Apr-16

**Parameters:**

**Temperature (Method Ref: Section 6 of International Accreditation New Zealand Technical Guide No.3 Second edition March 2008: Working Thermometer Calibration Procedure)**

Reference Reading (°C)	Display Reading (°C)	Deviation (°C)
9.8	10.1	+0.3
20.6	20.4	-0.2
30.3	30.4	+0.1
Tolerance Limit		±2.0

**pH Value (Method Ref: APHA21e, 4500H:B)**

Expected Reading (pH unit)	Reference Reading (pH unit)	Display Reading (pH unit)	Deviation (pH unit)
4.0	3.98	4.03	+0.05
7.0	7.11	7.08	-0.03
10.0	10.32	10.24	-0.08
Tolerance Limit			±0.20

**Conductivity (Method Ref: APHA 19e, 2510)**

KCl concentration (mol/L)	Reference Reading (ms/cm)	Display Reading (ms/cm)	Deviation (%)
0.0000	0.00	0.00	--
0.1000	12.89	12.71	-1.40
0.2000	24.80	24.97	+0.69
0.5000	58.67	58.34	-0.56
Tolerance Limit			±2.0

**Dissolved Oxygen (DO) (Method Ref: APHA 19e, 4500-O, C)**

Reference DO reading (mg/L)	DO reading od DO probe (mg/L)	Deviation (mg/L)
8.55	8.64	+0.09
5.47	5.34	-0.13
2.94	3.01	+0.07
Tolerance Limit		±0.20

- Remarks:
- (1) Maximum tolerance and calibration frequency stated in the report, unless otherwise stated, the internal acceptance criteria of Pilot Testing Limited will be followed.
  - (2) Displayed reading presents the figures shown on item under calibration/checking regardless of equipment precision or significant figures.
  - (3) Because of high sensitivity and ease of measurement, the conductivity method (according to APHA 19e 2510) is used to determine salinity.

- End of Report -



## EQUIPMENT PERFORMANCE CHECK / CALIBRATION REPORT

**Report No.** : HK1510386  
**Project Name** : EQUIPMENT PERFORMANCE CHECK/CALIBRATION REPORT  
**Date of Issue** : 19/10/2015  
  
**Customer** : LAM GEOTECHNICS LIMITED  
**Address** : 11/F., CENTRE POINT, 181-185 GLOUCESTER ROAD, WAN CHAI, HONG KONG

---

**Calibration Job No.** : HK1510386  
**Test Item No.** : HK1510386-01  
**Test Item Details**  
**Test Item Description** : Multifunctional Meter  
**Manufacturer** : YSI  
**Model No.** : Professional Plus  
**Serial No.** : 14M100277  
**Performance Method** : Checked according to in-house method CAL005  
 (References: Temperature (Section 6 of International Accreditation New Zealand Technical Guide No. 3 Second edition March 2008: Working Thermometer Calibration Procedure), pH value (APHA 21e 4500H:B), Salinity (Refer to Conductivity APHA 19e 2510B ) , Dissolved oxygen (APHA 19e 4500-O,C))  
  
**Test Item Receipt Date** : 14-Oct-15  
**Test Item Calibration Date** : 16-Oct-15  
**Test Period** : 14/10/2015 - 19/10/2015

---

- Notes :
1. This report shall not be reproduced, except in full, without prior approval from Pilot Testing Limited.
  2. Results relate to item(s) as received.
  3.  $\pm$  indicates the tolerance limit
  4. N/A = Not applicable
  5. APHA - American Public Health Association, American Water Works Association and Water Environment Federation, Standard Methods for the Examination of Water and Wastewater, APHA-AWWA-WEF. USA
  6. DO, pH, salinity and temperature performance check was conducted by Pilot Testing Limited.
  7. Because of high sensitivity and ease of measurement, the conductivity method (according to APHA 19e 2510) is used to determine salinity.

Approved Signatory

Mr. Pétér Lee  
(Director)

Issue Date:

19/10/2015


**REPORT OF EQUIPMENT PERFORMANCE CHECK/CALIBRATION**

**WORK ORDER:** HK1510386  
**DATE OF ISSUE:** 19/10/2015  
**CLIENT:** LAM GEOTECHNICS LIMITED

<b>Equipment Type</b>	Multifunctional Meter
<b>Manufacturer</b>	YSI
<b>Model No.</b>	Professional Plus
<b>Serial No.</b>	14M100277
<b>Date of Calibration</b>	16-Oct-15
<b>Date of next Calibration</b>	16-Jan-16

**Parameters:**

**Temperature (Method Ref: Section 6 of International Accreditation New Zealand Technical Guide No.3 Second edition March 2008: Working Thermometer Calibration Procedure)**

Reference Reading (°C)	Display Reading (°C)	Deviation (°C)
10.2	10.9	+0.7
19.5	20.2	+0.7
30.4	30.5	+0.1
Tolerance Limit		±2.0

**pH Value (Method Ref: APHA21e, 4500H:B)**

Expected Reading (pH unit)	Reference Reading (pH unit)	Display Reading (pH unit)	Deviation (pH unit)
4.0	3.91	3.98	+0.07
7.0	6.81	6.85	+0.04
10.0	9.73	9.79	+0.06
Tolerance Limit			±0.20

**Conductivity (Method Ref: APHA 19e, 2510)**

KCl concentration (mol/L)	Reference Reading (ms/cm)	Display Reading (ms/cm)	Deviation (%)
0.0000	0.00	0.00	--
0.1000	12.89	12.75	-1.12
0.2000	24.80	25.06	+1.05
0.5000	58.67	57.69	-1.67
Tolerance Limit			±2.0

**Dissolved Oxygen (DO) (Method Ref: APHA 19e, 4500-O, C)**

Reference DO reading (mg/L)	DO reading od DO probe (mg/L)	Deviation (mg/L)
8.71	8.63	-0.08
4.76	4.83	+0.07
0.54	0.56	+0.02
Tolerance Limit		±0.20

- Remarks:
- (1) Maxium tolerance and calibration frequency stated in the report, unless otherwise stated, the internal acceptance criteria of Pilot Testing Limited will be followed.
  - (2) Displayed reading presents the figures shown on item under calibration/checking regardless of equipment precision or significant figures.
  - (3) Because of high sensitivity and ease of measurement, the conductivity method (accorng to APHA 19e 2510) is used to determine salinity.

- End of Report -



## EQUIPMENT PERFORMANCE CHECK / CALIBRATION REPORT

**Report No.** : HK1610022  
**Project Name** : EQUIPMENT PERFORMANCE CHECK/CALIBRATION REPORT  
**Date of Issue** : 21/01/2016  
  
**Customer** : LAM GEOTECHNICS LIMITED  
**Address** : 11/F., CENTRE POINT, 181-185 GLOUCESTER ROAD, WAN CHAI, HONG KONG

---

**Calibration Job No.** : HK1610022  
**Test Item No.** : HK1610022-01  
**Test Item Details**  
**Test Item Description** : Multifunctional Meter  
**Manufacturer** : YSI  
**Model No.** : Professional Plus  
**Serial No.** : 14M100277  
**Performance Method** : Checked according to in-house method CAL005  
 (References: Temperature (Section 6 of International Accreditation New Zealand Technical Guide No. 3 Second edition March 2008: Working Thermometer Calibration Procedure), pH value (APHA 21e 4500H:B), Salinity (Refer to Conductivity APHA 19e 2510B ) , Dissolved oxygen (APHA 19e 4500-O,C))  
  
**Test Item Receipt Date** : 14-Jan-16  
**Test Item Calibration Date** : 15-Jan-16

---

- Notes :
1. This report shall not be reproduced, except in full, without prior approval from Pilot Testing Limited.
  2. Results relate to item(s) as received.
  3. ± indicates the tolerance limit
  4. N/A = Not applicable
  5. APHA - American Public Health Association, American Water Works Association and Water Environment Federation, Standard Methods for the Examination of Water and Wastewater, APHA-AWWA-WEF. USA
  6. DO, pH, salinity and temperature performance check was conducted by Pilot Testing Limited.
  7. Because of high sensitivity and ease of measurement, the conductivity method (according to APHA 19e 2510) is used to determine salinity.

Approved Signatory :

Ms. Wong Po Yan, Pauline  
(Testing Engineer)

Issue Date:

21/01/2016




**REPORT OF EQUIPMENT PERFORMANCE CHECK/CALIBRATION**

**WORK ORDER:** HK1610022  
**DATE OF ISSUE:** 21/01/2016  
**CLIENT:** LAM GEOTECHNICS LIMITED

<b>Equipment Type</b>	Multifunctional Meter
<b>Manufacturer</b>	YSI
<b>Model No.</b>	Professional Plus
<b>Serial No.</b>	14M100277
<b>Date of Calibration</b>	15-Jan-16
<b>Date of next Calibration</b>	15-Apr-16

**Parameters:**

**Temperature (Method Ref: Section 6 of International Accreditation New Zealand Technical Guide No.3 Second edition March 2008: Working Thermometer Calibration Procedure)**

Reference Reading (°C)	Display Reading (°C)	Deviation (°C)
10.3	10.7	+0.4
20.9	20.4	-0.5
30.1	30.3	+0.2
	<b>Tolerance Limit</b>	<b>±2.0</b>

**pH Value (Method Ref: APHA21e, 4500H:B)**

Expected Reading (pH unit)	Reference Reading (pH unit)	Display Reading (pH unit)	Deviation (pH unit)
4.0	4.06	3.98	-0.08
7.0	7.05	7.16	+0.11
10.0	10.13	10.06	-0.07
	<b>Tolerance Limit</b>		<b>±0.20</b>

**Conductivity (Method Ref: APHA 19e, 2510)**

KCl concentration (mol/L)	Reference Reading (ms/cm)	Display Reading (ms/cm)	Deviation (%)
0.0000	0.00	0.00	--
0.1000	12.89	12.69	-1.55
0.2000	24.80	25.04	+0.97
0.5000	58.67	59.13	+0.78
	<b>Tolerance Limit</b>		<b>±2.0</b>

**Dissolved Oxygen (DO) (Method Ref: APHA 19e, 4500-O, C)**

Reference DO reading (mg/L)	DO reading od DO probe (mg/L)	Deviation (mg/L)
8.86	8.71	-0.15
4.59	4.46	-0.13
2.11	2.21	+0.10
	<b>Tolerance Limit</b>	<b>±0.20</b>

- Remarks:
- (1) Maximum tolerance and calibration frequency stated in the report, unless otherwise stated, the internal acceptance criteria of Pilot Testing Limited will be followed.
  - (2) Displayed reading presents the figures shown on item under calibration/checking regardless of equipment precision or significant figures.
  - (3) Because of high sensitivity and ease of measurement, the conductivity method (according to APHA 19e 2510) is used to determine salinity.

- End of Report -



## EQUIPMENT PERFORMANCE CHECK / CALIBRATION REPORT

**Report No.** : HK1510391  
**Project Name** : EQUIPMENT PERFORMANCE CHECK/CALIBRATION REPORT  
**Date of Issue** : 2015-10-22  
  
**Customer** : LAM GEOTECHNICS LIMITED  
**Address** : 11/F., CENTRE POINT, 181-185 GLOUCESTER ROAD, WAN CHAI, HONG KONG  


---

**Calibration Job No.** : HK1510391  
**Test Item No.** : HK1510391-01  
**Test Item Details**  
**Test Item Description** : Multifunctional Meter  
**Manufacturer** : YSI  
**Model No.** : Professional Plus  
**Serial No.** : 11F100420  
**Performance Method** : Checked according to in-house method CAL005  
(References: Temperature (Section 6 of International Accreditation New Zealand Technical Guide No. 3 Second edition March 2008: Working Thermometer Calibration Procedure), pH value (APHA 21e 4500H:B), Salinity (Refer to Conductivity APHA 19e 2510B ) , Dissolved oxygen (APHA 19e 4500-O,C))  
  
**Test Item Receipt Date** : 14-Oct-15  
**Test Item Calibration Date** : 15-Oct-15  
**Test Period** : 14/10/2015 - 22/10/2015  


---

- Notes :
1. This report shall not be reproduced, except in full, without prior approval from Pilot Testing Limited.
  2. Results relate to item(s) as received.
  3.  $\pm$  indicates the tolerance limit
  4. N/A = Not applicable
  5. APHA - American Public Health Association, American Water Works Association and Water Environment Federation, Standard Methods for the Examination of Water and Wastewater, APHA-AWWA-WEF. USA
  6. DO, pH, salinity and temperature performance check was conducted by Pilot Testing Limited.
  7. Because of high sensitivity and ease of measurement, the conductivity method (according to APHA 19e 2510) is used to determine salinity.

Approved Signatory

Mr. Peter Lee  
(Director)

Issue Date:

2015-10-22

Pilot Testing Limited

Address: Room B12, Block B, 5/F, Tonic Industrial Centre, 19 Lam Hing Street, Kowloon Bay, Kowloon  
Tel: (852) 2527 6691 email: test@pilot-testing.com


**REPORT OF EQUIPMENT PERFORMANCE CHECK/CALIBRATION**

**WORK ORDER:** HK1510391  
**DATE OF ISSUE:** 2015-10-22  
**CLIENT:** LAM GEOTECHNICS LIMITED

<b>Equipment Type</b>	Multifunctional Meter
<b>Manufacturer</b>	YSI
<b>Model No.</b>	Professional Plus
<b>Serial No.</b>	11F100420
<b>Date of Calibration</b>	15-Oct-15
<b>Date of next Calibration</b>	15-Jan-16

**Parameters:**

**Temperature (Method Ref: Section 6 of International Accreditation New Zealand Technical Guide No.3 Second edition March 2008: Working Thermometer Calibration Procedure)**

Reference Reading (°C)	Display Reading (°C)	Deviation (°C)
10.5	10.6	+0.1
19.5	20.1	+0.6
31.8	31.8	0.0
	Tolerance Limit	±2.0

**pH Value (Method Ref: APHA21e, 4500H:B)**

Expected Reading (pH unit)	Reference Reading (pH unit)	Display Reading (pH unit)	Deviation (pH unit)
4.0	3.90	4.09	+0.19
7.0	6.96	7.04	+0.08
10.0	9.87	9.9	+0.03
	Tolerance Limit		±0.20

**Conductivity (Method Ref: APHA 19e, 2510)**

KCl concentration (mol/L)	Reference Reading (ms/cm)	Display Reading (ms/cm)	Deviation (%)
0.0000	0.00	0.00	--
0.1000	12.89	12.88	-0.08
0.2000	24.80	24.43	-1.49
0.5000	58.67	57.80	-1.48
	Tolerance Limit		±2.0

**Dissolved Oxygen (DO) (Method Ref: APHA 19e, 4500-O, C)**

Reference DO reading (mg/L)	DO reading od DO probe (mg/L)	Deviation (mg/L)
8.05	7.92	-0.13
4.39	4.28	-0.11
2.26	2.22	-0.04
	Tolerance Limit	±0.20

- Remarks:
- (1) Maximum tolerance and calibration frequency stated in the report, unless otherwise stated, the internal acceptance criteria of Pilot Testing Limited will be followed.
  - (2) Displayed reading presents the figures shown on item under calibration/checking regardless of equipment precision or significant figures.
  - (3) Because of high sensitivity and ease of measurement, the conductivity method (according to APHA 19e 2510) is used to determine salinity.

- End of Report -



## EQUIPMENT PERFORMANCE CHECK / CALIBRATION REPORT

**Report No.** : HK1610020  
**Project Name** : EQUIPMENT PERFORMANCE CHECK/CALIBRATION REPORT  
**Date of Issue** : 21/01/2016  
  
**Customer** : LAM GEOTECHNICS LIMITED  
**Address** : 11/F., CENTRE POINT, 181-185 GLOUCESTER ROAD, WAN CHAI, HONG KONG

---

**Calibration Job No.** : HK1610020  
**Test Item No.** : HK1610020-01  
**Test Item Details**  
**Test Item Description** : Multifunctional Meter  
**Manufacturer** : YSI  
**Model No.** : Professional Plus  
**Serial No.** : 11F100420  
**Performance Method** : Checked according to in-house method CAL005  
 (References: Temperature (Section 6 of International Accreditation New Zealand Technical Guide No. 3 Second edition March 2008: Working Thermometer Calibration Procedure), pH value (APHA 21e 4500H:B), Salinity (Refer to Conductivity APHA 19e 2510B ) , Dissolved oxygen (APHA 19e 4500-O,C))  
  
**Test Item Receipt Date** : 14-Jan-16  
**Test Item Calibration Date** : 15-Jan-16

---

- Notes :
1. This report shall not be reproduced, except in full, without prior approval from Pilot Testing Limited.
  2. Results relate to item(s) as received.
  3.  $\pm$  indicates the tolerance limit
  4. N/A = Not applicable
  5. APHA - American Public Health Association, American Water Works Association and Water Environment Federation, Standard Methods for the Examination of Water and Wastewater, APHA-AWWA-WEF. USA
  6. DO, pH, salinity and temperature performance check was conducted by Pilot Testing Limited.
  7. Because of high sensitivity and ease of measurement, the conductivity method (according to APHA 19e 2510) is used to determine salinity.

Approved Signatory :

Ms. Wong Po Yan, Pauline  
(Testing Engineer)

Issue Date:

21/01/2016


**REPORT OF EQUIPMENT PERFORMANCE CHECK/CALIBRATION**

**WORK ORDER:** HK1610020  
**DATE OF ISSUE:** 21/01/2016  
**CLIENT:** LAM GEOTECHNICS LIMITED

<b>Equipment Type</b>	Multifunctional Meter
<b>Manufacturer</b>	YSI
<b>Model No.</b>	Professional Plus
<b>Serial No.</b>	11F100420
<b>Date of Calibration</b>	15-Jan-16
<b>Date of next Calibration</b>	15-Apr-16

**Parameters:**

**Temperature (Method Ref: Section 6 of International Accreditation New Zealand Technical Guide No.3 Second edition March 2008: Working Thermometer Calibration Procedure)**

Reference Reading (°C)	Display Reading (°C)	Deviation (°C)
10.1	10.4	+0.3
19.8	20.3	+0.5
30.4	30.9	+0.5
Tolerance Limit		±2.0

**pH Value (Method Ref: APHA21e, 4500H:B)**

Expected Reading (pH unit)	Reference Reading (pH unit)	Display Reading (pH unit)	Deviation (pH unit)
4.0	3.97	4.02	+0.05
7.0	7.15	7.08	-0.07
10.0	10.06	9.98	-0.08
Tolerance Limit			±0.20

**Conductivity (Method Ref: APHA 19e, 2510)**

KCl concentration (mol/L)	Reference Reading (ms/cm)	Display Reading (ms/cm)	Deviation (%)
0.0000	0.00	0.00	--
0.1000	12.89	12.74	-1.16
0.2000	24.80	24.42	-1.53
0.5000	58.67	58.94	+0.46
Tolerance Limit			±2.0

**Dissolved Oxygen (DO) (Method Ref: APHA 19e, 4500-O, C)**

Reference DO reading (mg/L)	DO reading od DO probe (mg/L)	Deviation (mg/L)
8.43	8.51	+0.08
4.44	4.38	-0.06
2.13	2.02	-0.11
Tolerance Limit		±0.20

- Remarks:
- (1) Maximum tolerance and calibration frequency stated in the report, unless otherwise stated, the internal acceptance criteria of Pilot Testing Limited will be followed.
  - (2) Displayed reading presents the figures shown on item under calibration/checking regardless of equipment precision or significant figures.
  - (3) Because of high sensitivity and ease of measurement, the conductivity method (according to APHA 19e 2510) is used to determine salinity.

- End of Report -